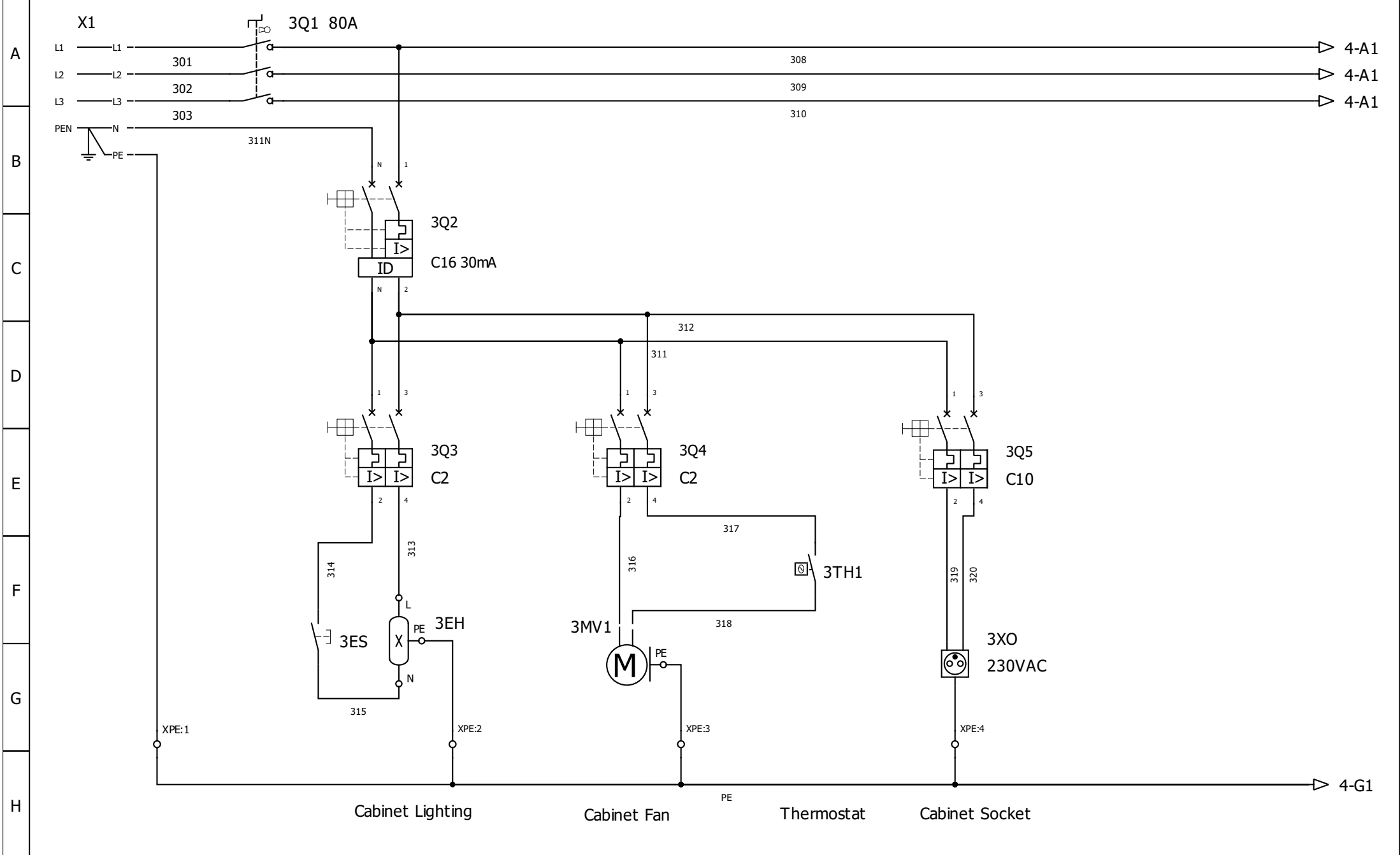


A
B
C
D
E
F
G
H

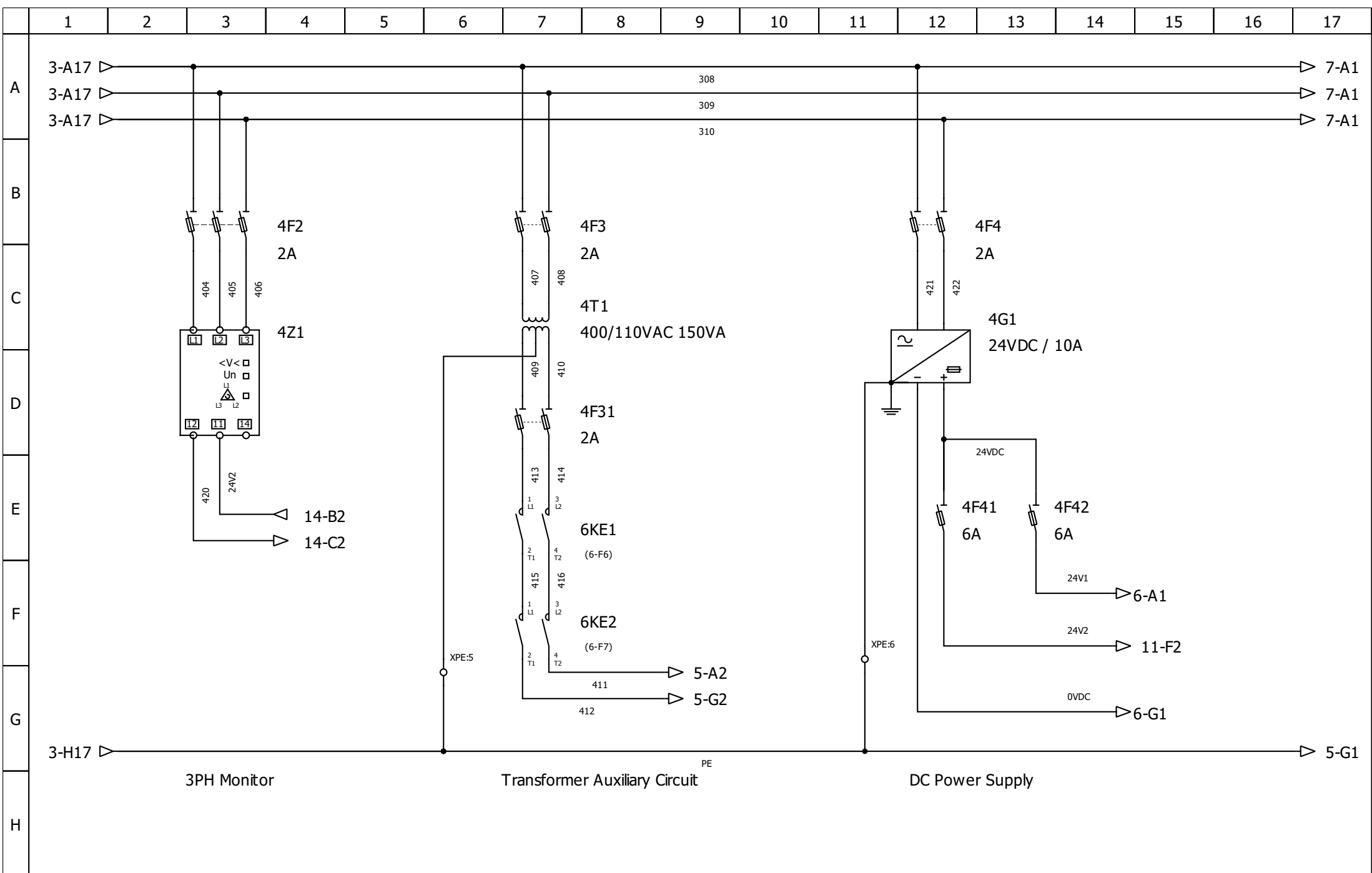
MAINS VOLTAGE		3 x 400V 50HZ	400V Conductor Color - Black	
AUXILIARY CIRCUIT VOLTAGE		110V 50Hz	110V Conductor Color - Red	
AUXILIARY CIRCUIT VOLTAGE		24VDC	24DVC Conductor Color - Blue	
PROTECTION		IPXX	Ambient Temperature -	

Folio	Title	Plants	Location	Rev	Author	Date
1/25	Cover Page	WWPS	GJIRI LALZIT	1.0	IM	5/19/2018
2/25	List of Folios	WWPS	GJIRI LALZIT	1.0	IM	5/19/2018
3/25	EC1 Power Supply	WWPS	GJIRI LALZIT	1.0	IM	5/19/2018
4/25	EC2 Auxiliary Circuits	WWPS	GJIRI LALZIT	1.0	IM	5/19/2018
5/25	EC3 Auxiliary Circuits	WWPS	GJIRI LALZIT	1.0	IM	5/21/2018
6/25	EPB Emergency Stop	WWPS	GJIRI LALZIT	1.0	IM	5/22/2018
7/25	P1 Pump Motor	WWPS	GJIRI LALZIT	1.0	IM	5/22/2018
8/25	P2 Pump Motor	WWPS	GJIRI LALZIT	1.0	IM	5/22/2018
9/25	P3 Pump Motor	WWPS	GJIRI LALZIT	1.0	IM	5/22/2018
10/25	PX Instrumentation	WWPS	GJIRI LALZIT	1.0	IM	5/22/2018
11/25	A0 PLC Layout	WWPS	GJIRI LALZIT	1.0	IM	5/23/2018
12/25	A0 Digital Input Module	WWPS	GJIRI LALZIT	1.0	IM	5/19/2018
13/25	A0 Trx Output Module	WWPS	GJIRI LALZIT	1.0	IM	5/19/2018
14/25	A1/1 Digital Input Module	WWPS	GJIRI LALZIT	1.0	IM	5/23/2018
15/25	A1/2 Digital Input Module	WWPS	GJIRI LALZIT	1.0	IM	5/23/2018
16/25	A1 Relay Output Module	WWPS	GJIRI LALZIT	1.0	IM	5/23/2018
17/25	A2/1 Digital Input Module	WWPS	GJIRI LALZIT	1.0	IM	5/23/2018
18/25	A2/2 Digital Input Module	WWPS	GJIRI LALZIT	1.0	IM	5/23/2018
19/25	A2 Relay Output Module	WWPS	GJIRI LALZIT	1.0	IM	5/23/2018
20/25	A3 Analog Output Module	WWPS	GJIRI LALZIT	1.0	IM	5/19/2018
21/25	TB1 Terminal Bord	WWPS	GJIRI LALZIT	1.0	IM	5/25/2018
22/25	TB2 Terminal Bord	WWPS	GJIRI LALZIT	1.0	IM	5/25/2018
23/25	PB Panel Front View	WWPS	GJIRI LALZIT	1.0	IM	5/25/2018
24/25	CX1 Serial Modbus	WWPS	GJIRI LALZIT	1.0	IM	5/19/2018
25/25	CX2 TCP/IP Modbus	WWPS	GJIRI LALZIT	1.0	IM	5/19/2018

				DATE	5/19/2018	List of Folios			PS4 Pump Motor Control		Proj N°: ABS-K-1826-IM	
				DSGN	IM				WWPS		GJIRI LALZIT	
1	Preliminary			CHKD	SP	LAL-GT-04 E-05 Client Reference					Page: 25	
REV	MOD	DATE	INIT	APPD	AM							




				DATE	5/19/2018				EC1 Power Supply		PS4 Pump Motor Control		Proj N°: ABS-K-1826-IM	
				DSGN	IM						WWPS		GJIRI LALZIT	
1	Preliminary			CHKD	SP								Page: 3	
REV	MOD	DATE	INIT	APPD	AM	LAL-GT-04	E-05	Client Reference					Pages: 25	

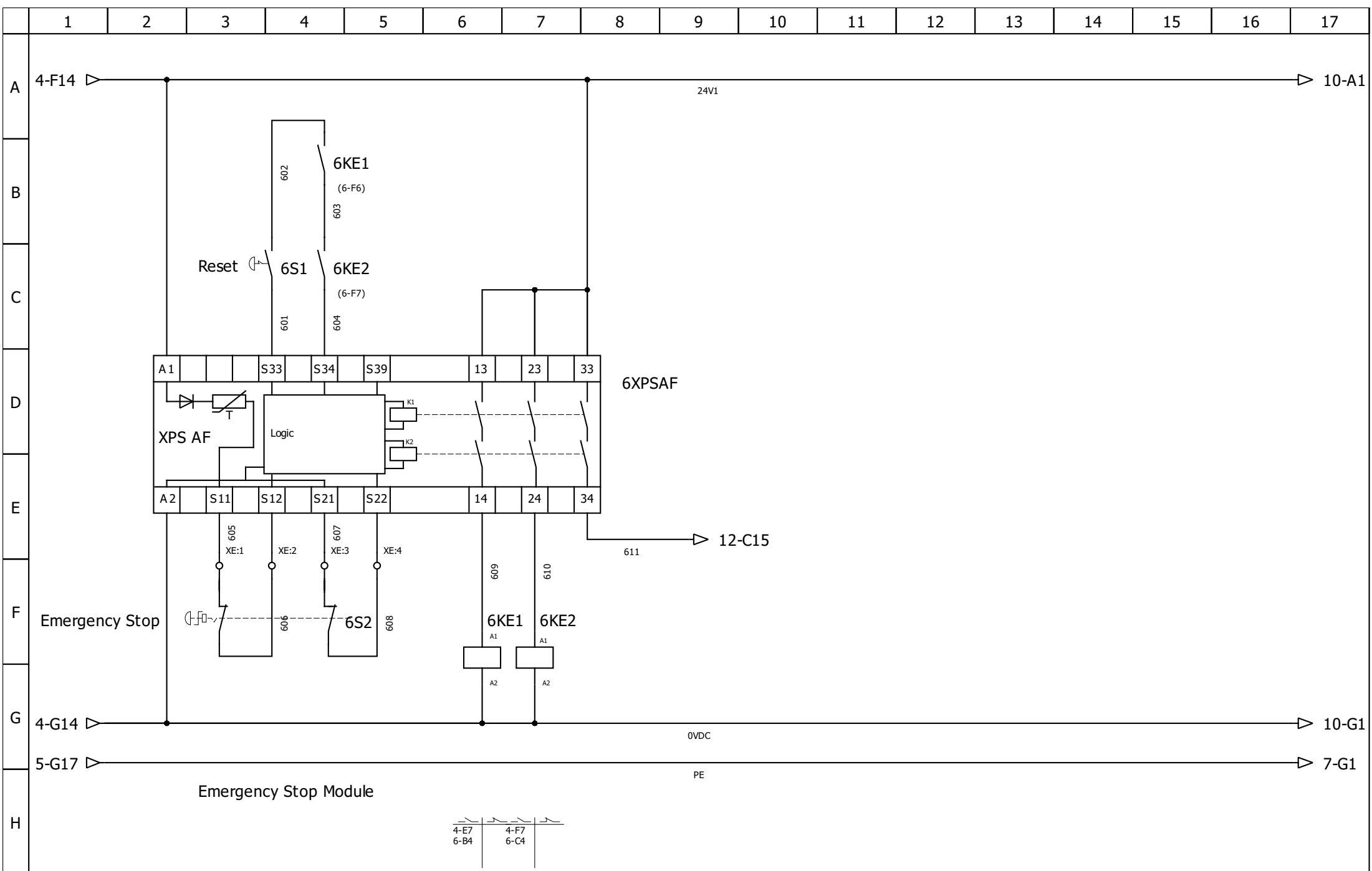


1		Preliminary		DATE	5/19/2018	LAL-GT-04		E-05		Client Reference		EC2 Auxiliary Circuits		PS4 Pump Motor Control		Proj N°: ABS-K-1826-IM		
REV	MOD	DATE	INIT	APPD	AM							WWPS		GJIRI LALZIT		Page: 4		
																	Pages: 25	

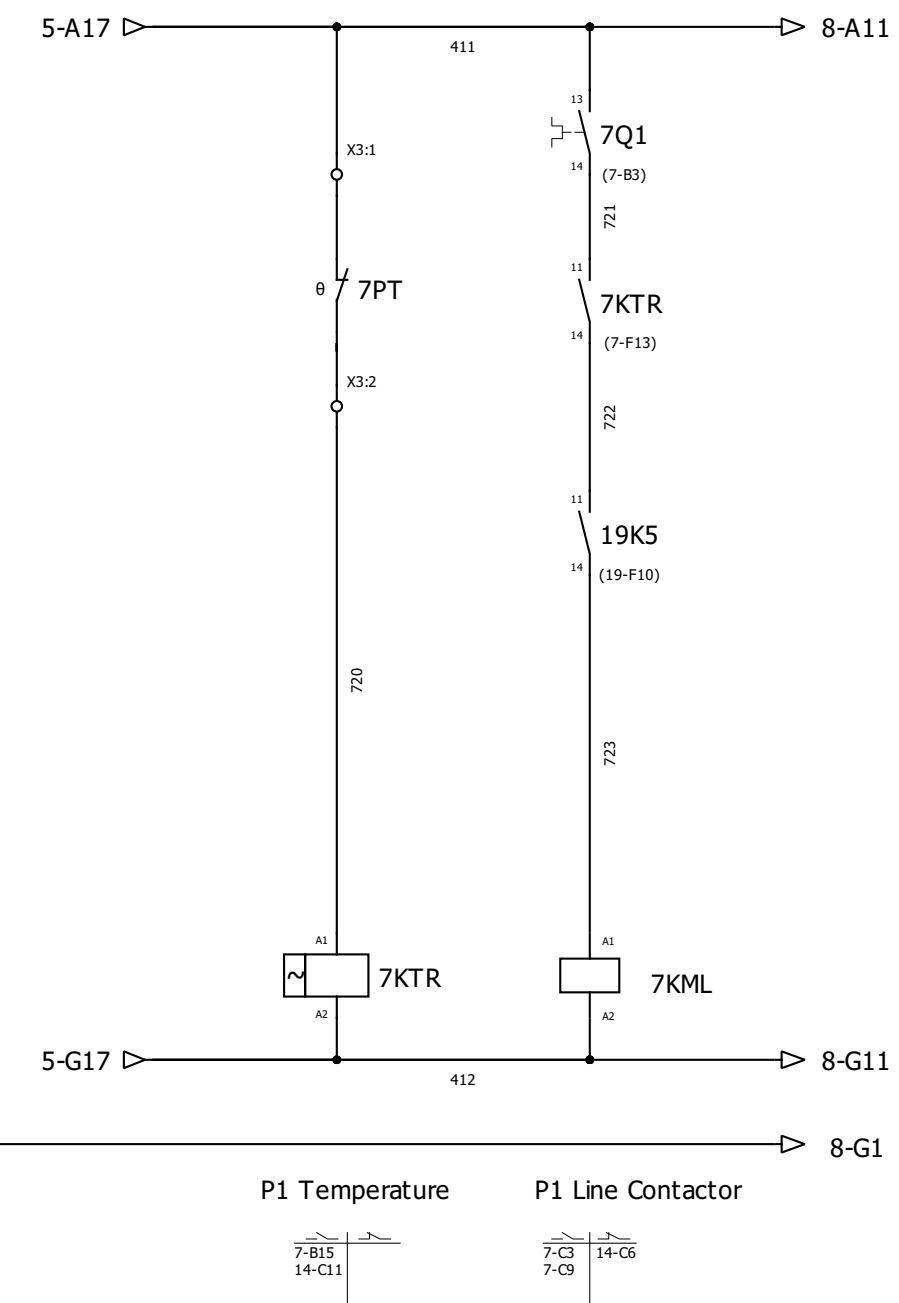
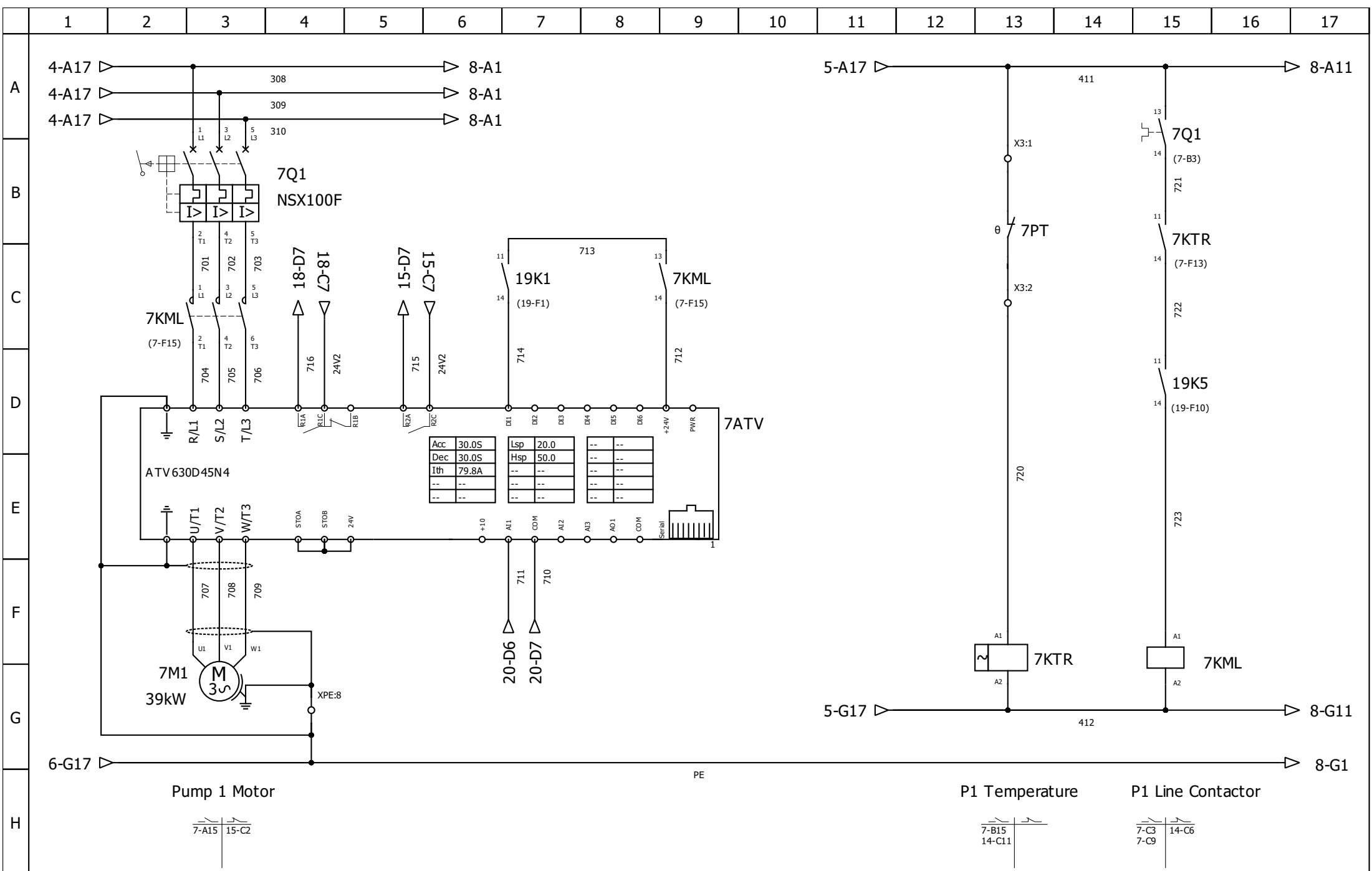
1	2	3	4	5	6	7	8	9	10	11	12	13	14	15	16	17
---	---	---	---	---	---	---	---	---	----	----	----	----	----	----	----	----



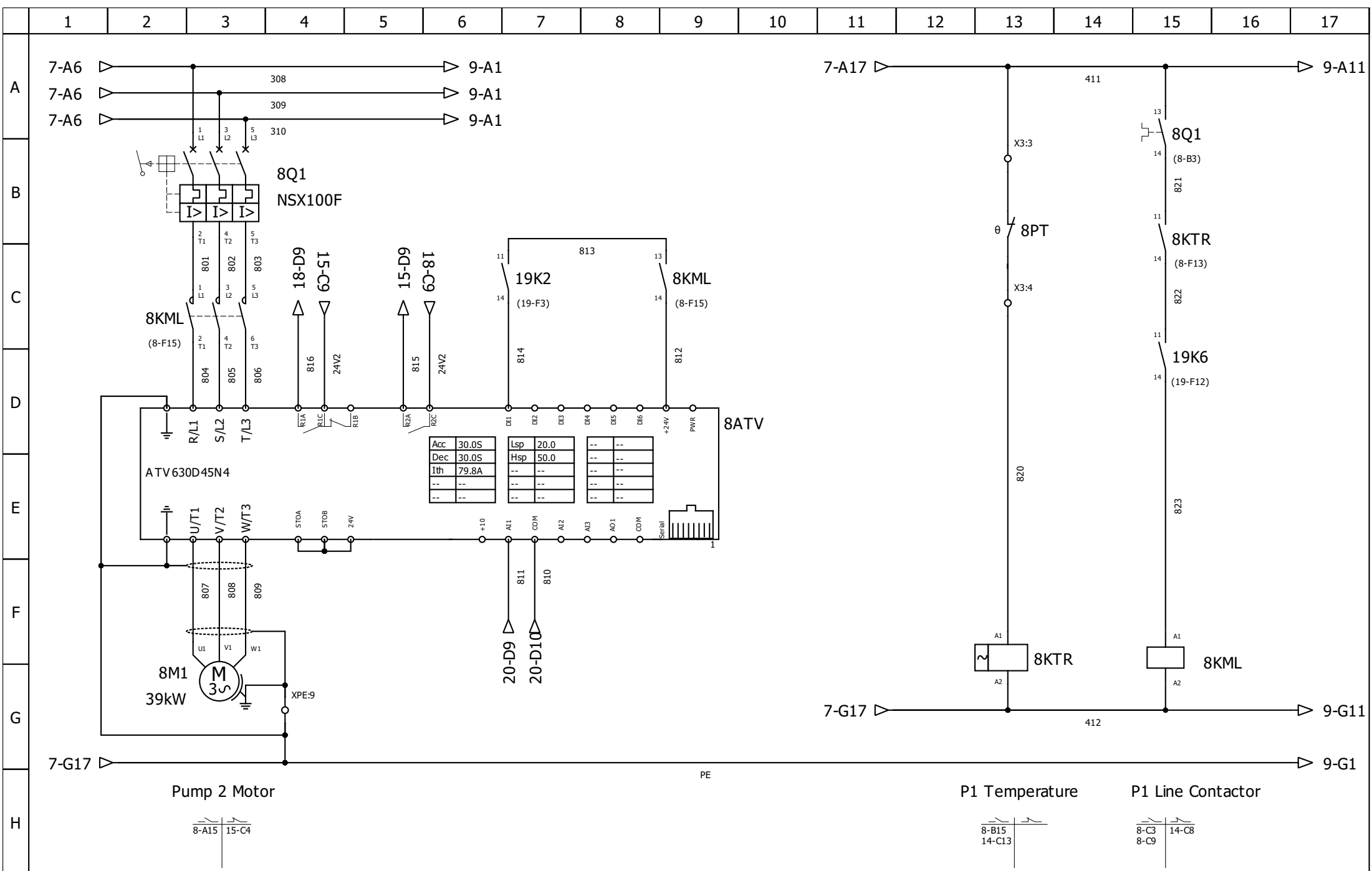
				DATE	5/21/2018				EC3 Auxiliary Circuits		PS4 Pump Motor Control		Proj N°: ABS-K-1826-IM	
				DSGN	IM									
1	Preliminary			CHKD	SP								Page: 5	
REV	MOD	DATE	INIT	APPD	AM	LAL-GT-04	E-05	Client Reference			WWPS	GJIRI LALZIT	Pages: 25	



		DATE		5/22/2018				EPB Emergency Stop		PS4 Pump Motor Control		Proj N°: ABS-K-1826-IM	
		DSGN		IM						WWPS		GJIRI LALZIT	
1		Preliminary		CHKD		SP						Page: 6	
REV		MOD		DATE		INIT		APPD		AM		Pages: 25	
								LAL-GT-04		E-05		Client Reference	



		DATE		5/22/2018				Proj N°: ABS-K-1826-IM	
		DSGN		IM				P1 Pump Motor	
1		Preliminary		CHKD		SP		PS4 Pump Motor Control	
REV		MOD		DATE		INIT		APPD	
								AM	
				LAL-GT-04		E-05		Client Reference	
								WWPS	
								GJIRI LALZIT	
								Page: 7	
								Pages: 25	



P2 Pump Motor

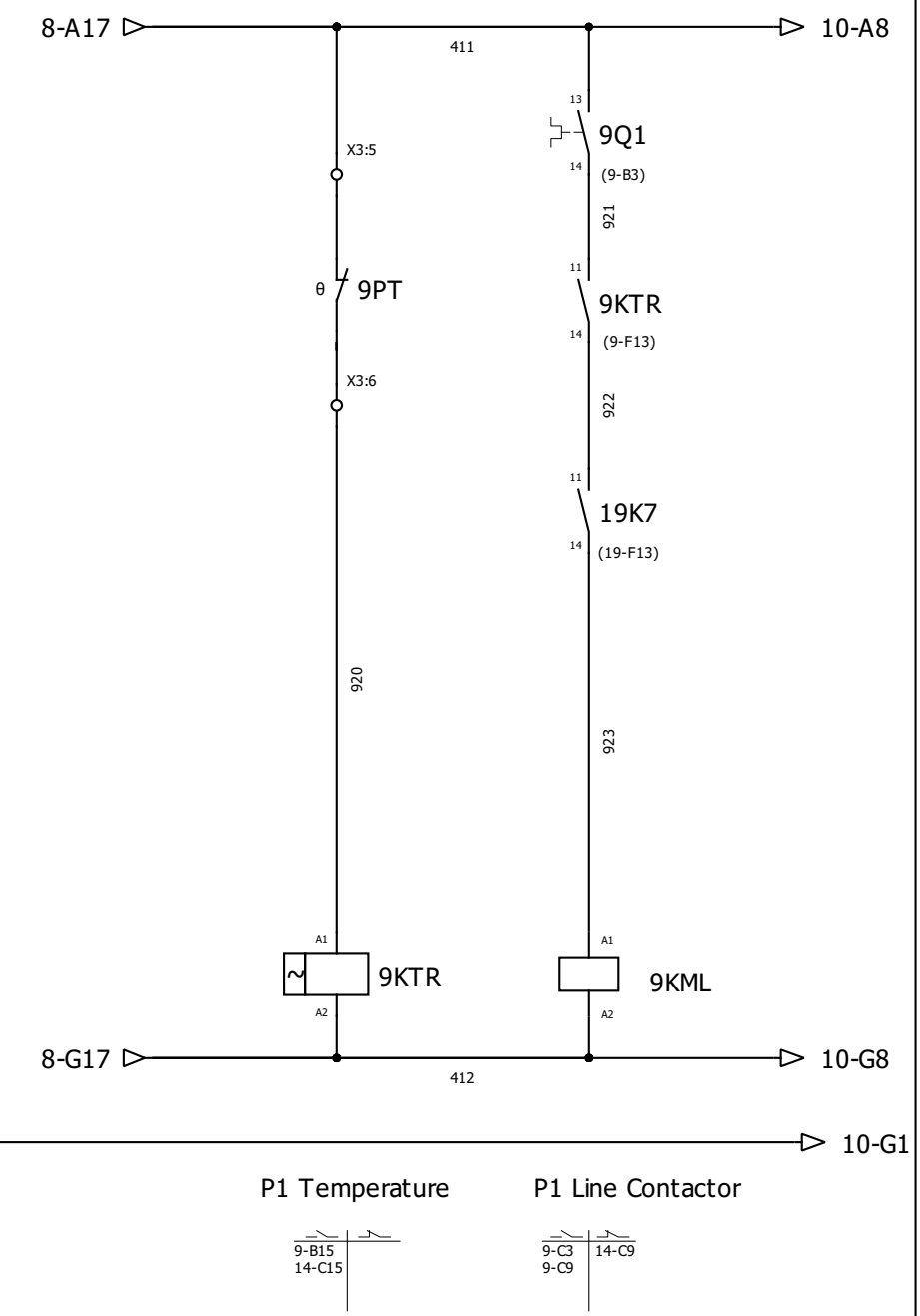
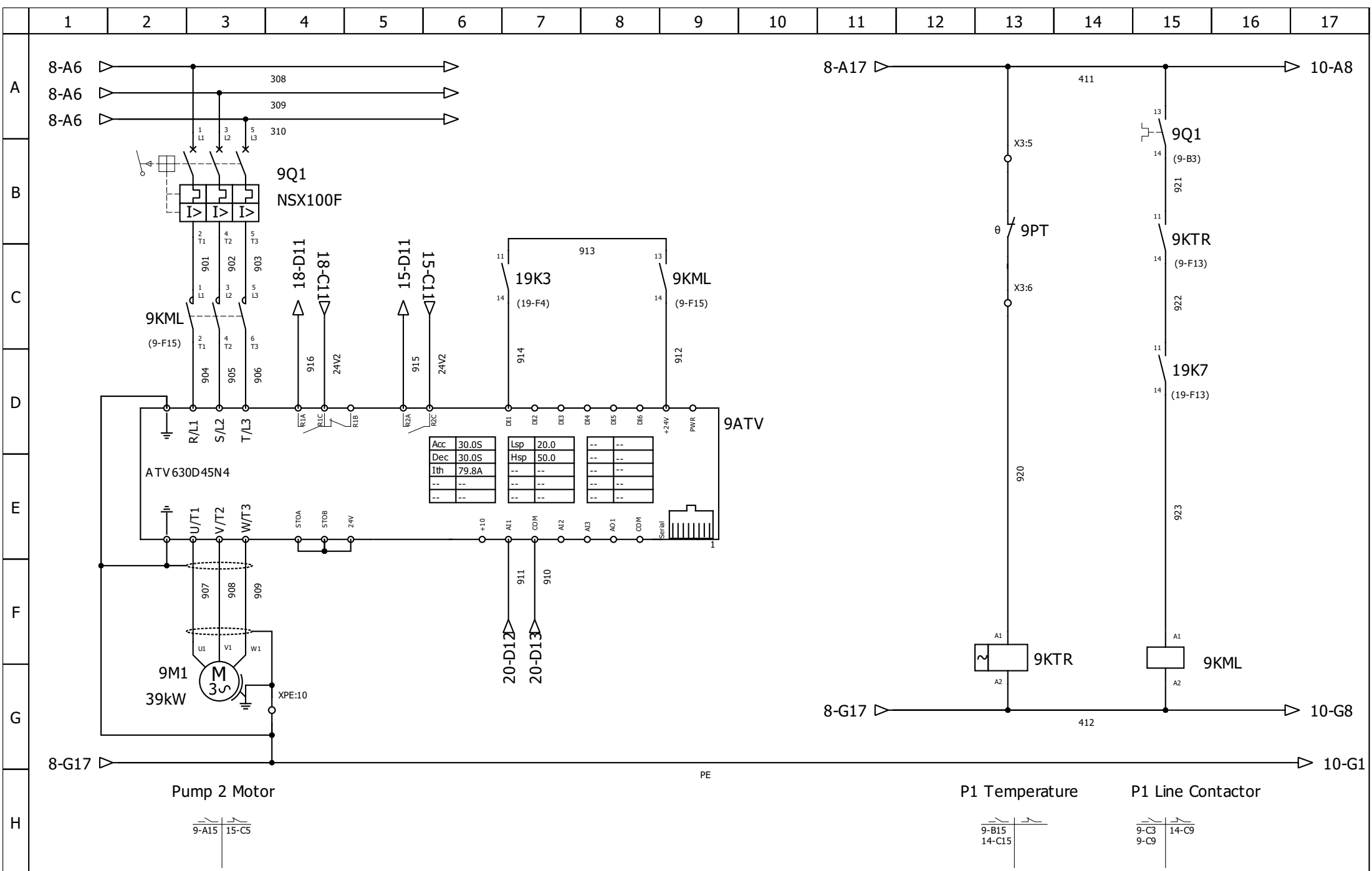
Proj N°: ABS-K-1826-IM

PS4 Pump Motor Control

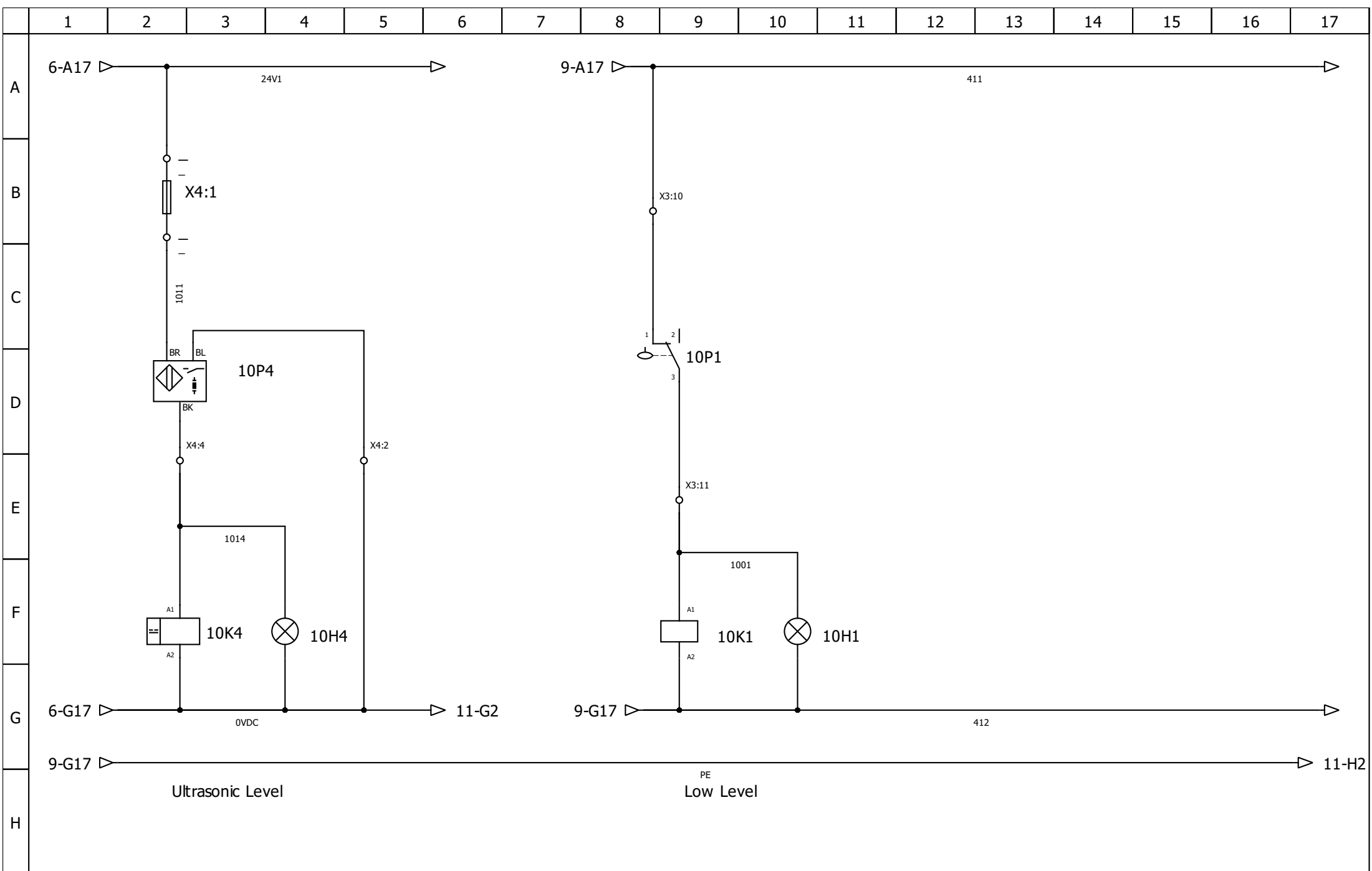
WWPS | GJIRI LALZIT

Page: 8
Pages: 25

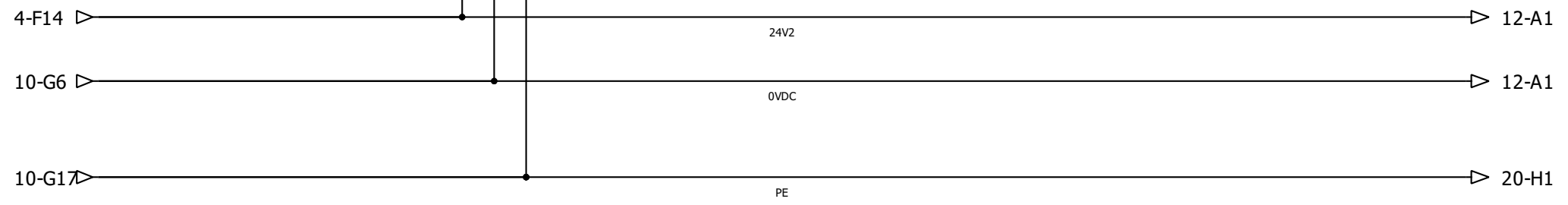
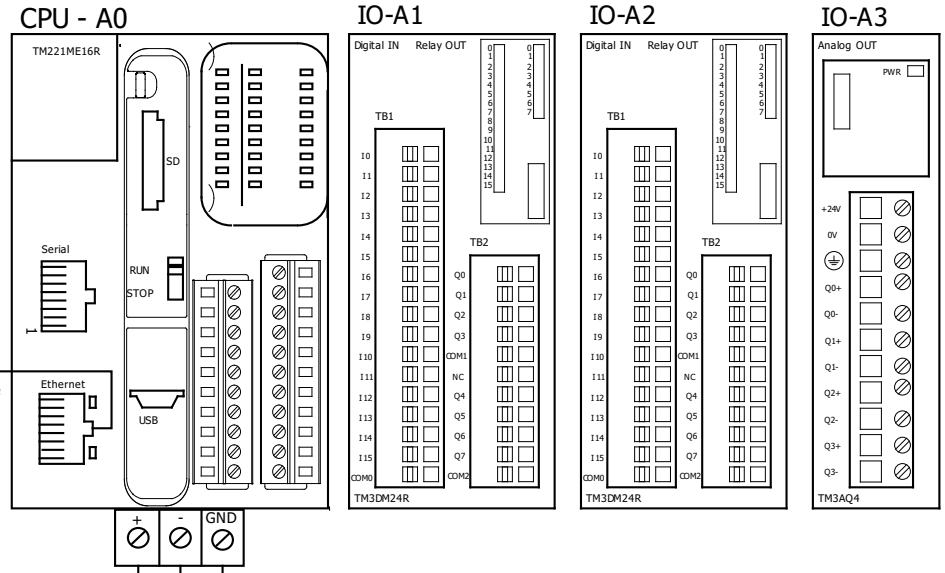
DATE	5/22/2018							
DSGN	IM							
CHKD	SP							
APPD	AM							
REV	MOD	DATE	INIT	APPD	AM	LAL-GT-04	E-05	Client Reference

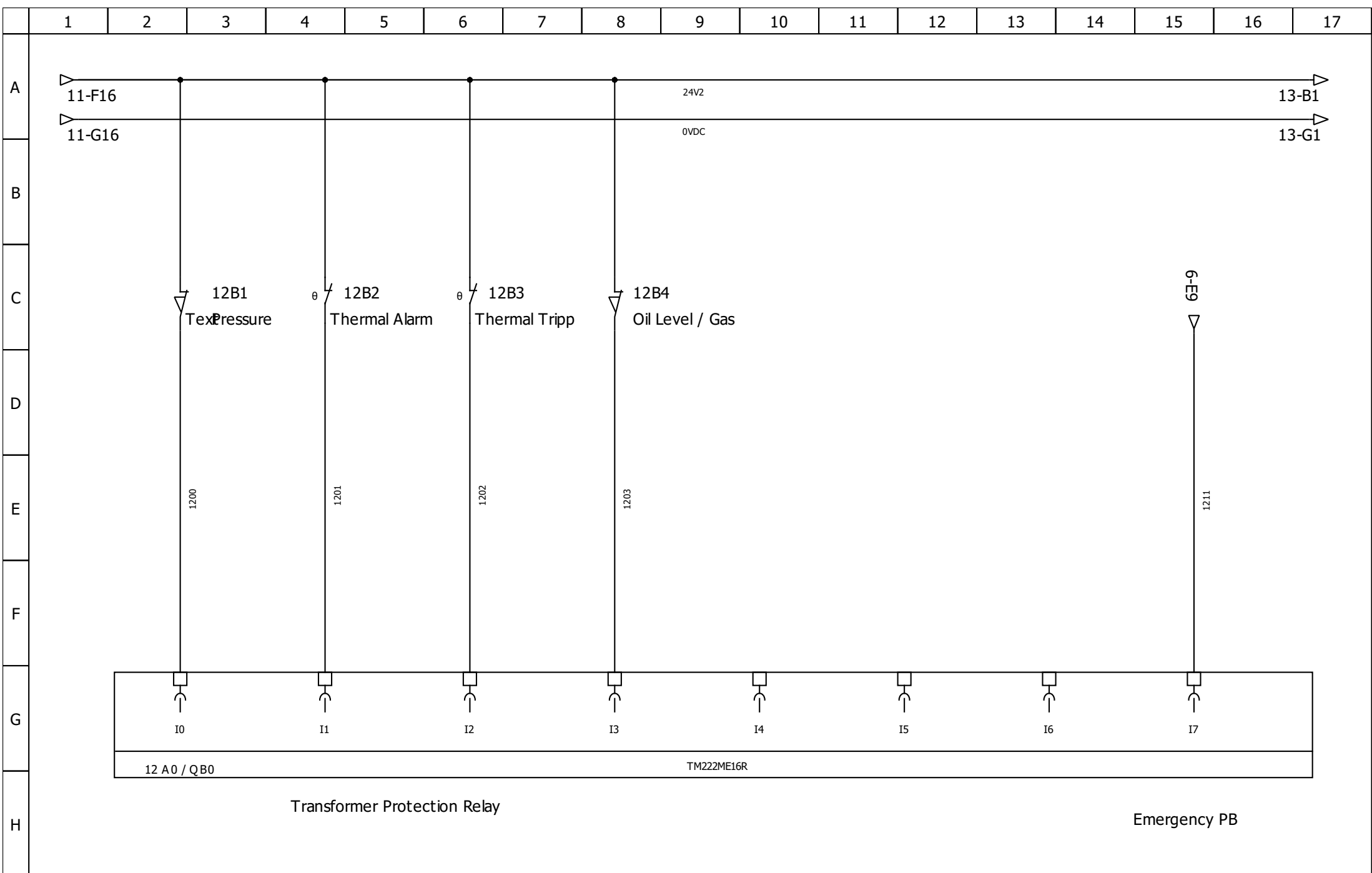


		DATE		5/22/2018				Proj N°: ABS-K-1826-IM	
		DSGN		IM				P3 Pump Motor	
1		Preliminary		CHKD		SP		PS4 Pump Motor Control	
REV		MOD		DATE		INIT		APPD	
								AM	
				LAL-GT-04		E-05		Client Reference	
								WWPS	
								GJIRI LALZIT	
								Page: 9	
								Pages: 25	



				DATE	5/22/2018				PX Instrumentation		PS4 Pump Motor Control		Proj N°: ABS-K-1826-IM	
				DSGN	IM									
1	Preliminary			CHKD	SP								Page: 10	
REV	MOD	DATE	INIT	APPD	AM	LAL-GT-04	E-05	Client Reference			WWPS		GJIRI LALZIT	
													Pages: 25	







DATE	5/19/2018							
DSGN	IM							
CHKD	SP							
APPD	AM							
REV	MOD	DATE	INIT	APPD	AM	LAL-GT-04	E-05	Client Reference

A0 Digital Input Module

PS4 Pump Motor Control		Proj N°: ABS-K-1826-IM	
WWPS	GJIRI LALZIT	Page: 12	Pages: 25



				DATE	5/19/2018				A0 Trx Output Module		PS4 Pump Motor Control		Proj N°: ABS-K-1826-IM	
				DSGN	IM									
1	Preliminary			CHKD	SP								Page: 13	
REV	MOD	DATE	INIT	APPD	AM	LAL-GT-04	E-05	Client Reference			WWPS	GJIRI LALZIT	Pages: 25	



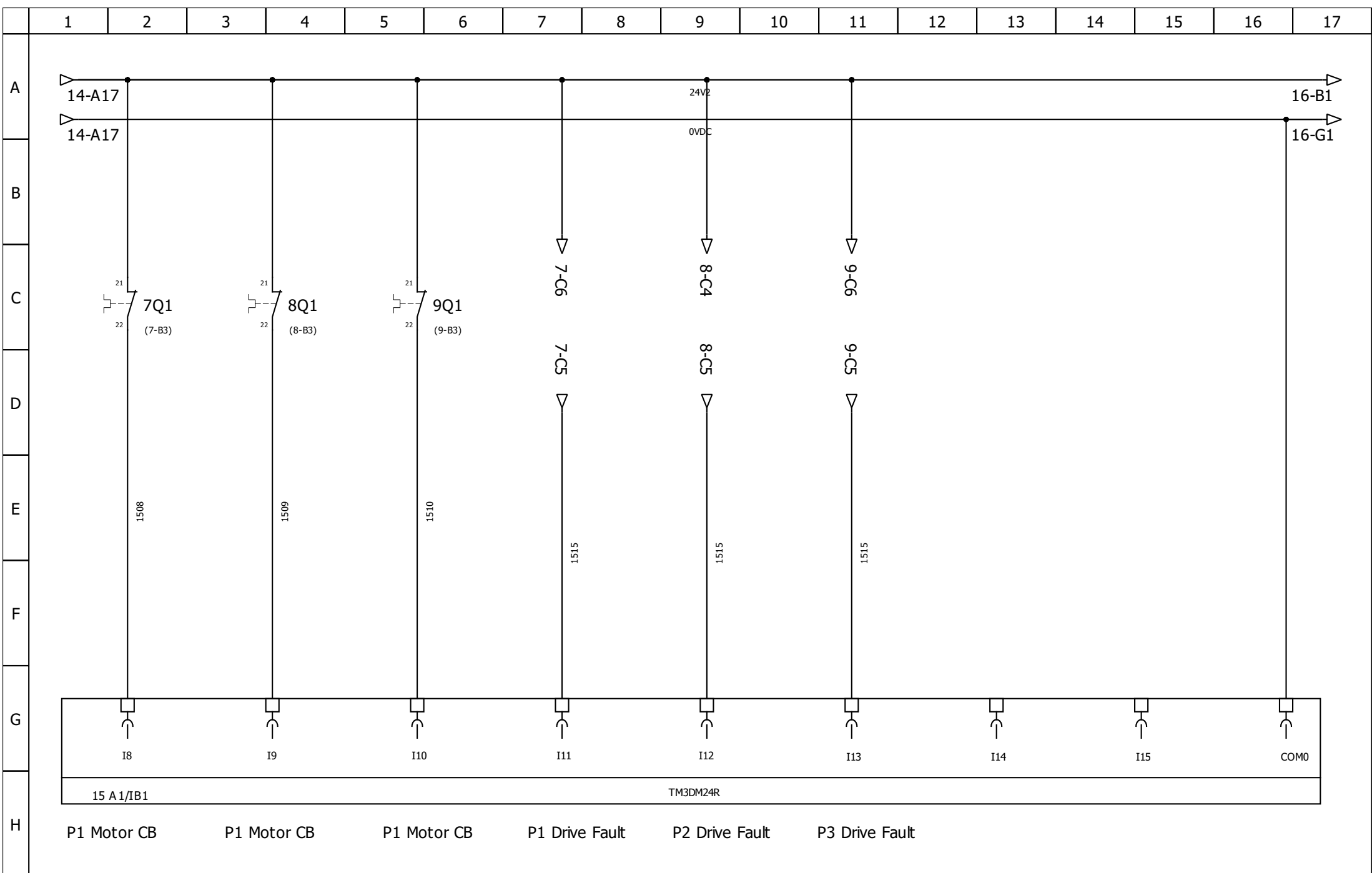
				DATE	5/23/2018				A1/1 Digital Input Module		PS4 Pump Motor Control		Proj N°: ABS-K-1826-IM	
				DSGN	IM									
1	Preliminary			CHKD	SP								Page: 14	
REV	MOD	DATE	INIT	APPD	AM	LAL-GT-04	E-05	Client Reference			WWPS	GJIRI LALZIT	Pages: 25	

3PH Monitor

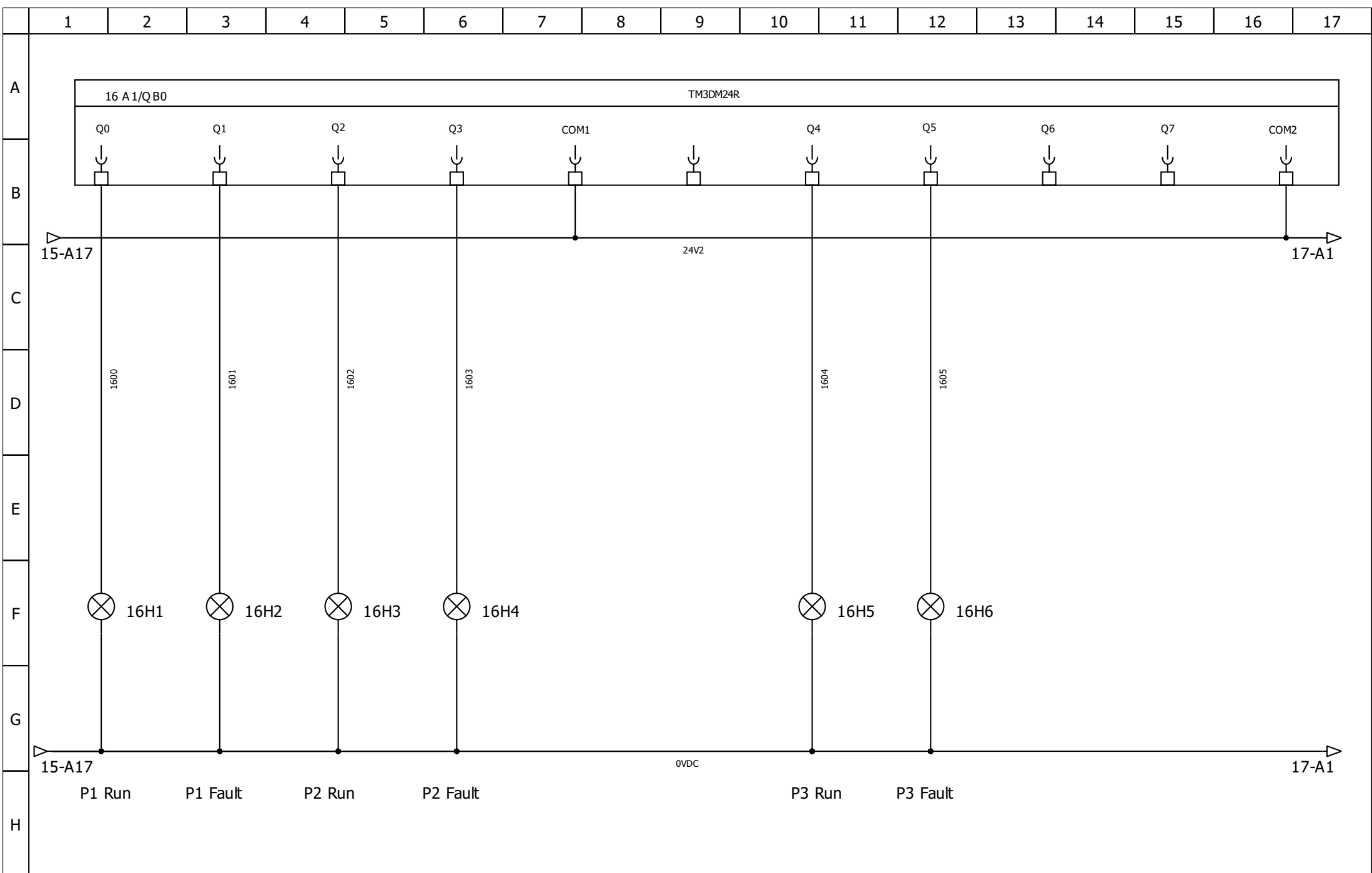
110VAC Monitor

P1 Line Contactor

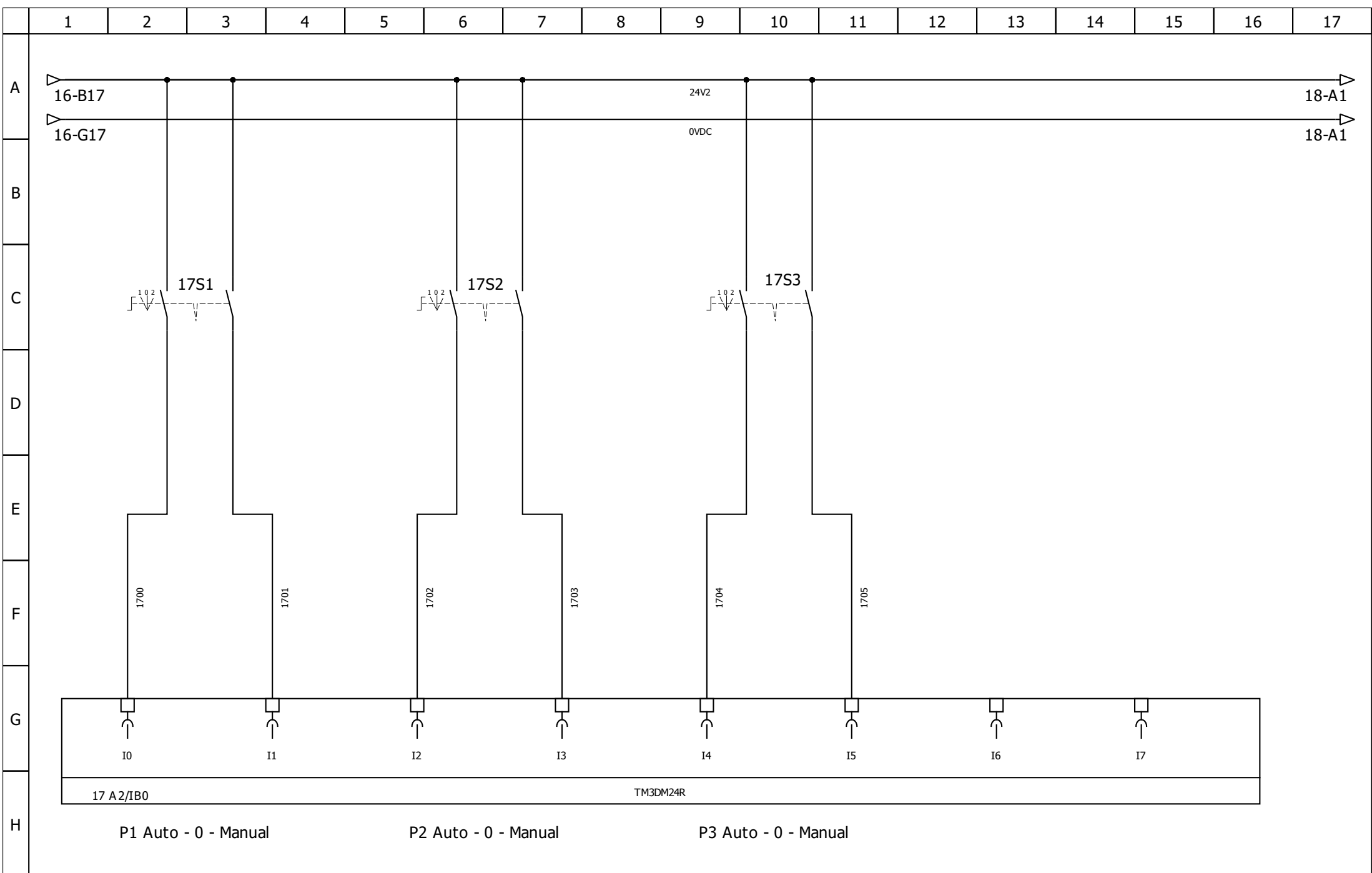
P1 Thermistor Relay P1 Thermistor Relay P1 Thermistor Relay



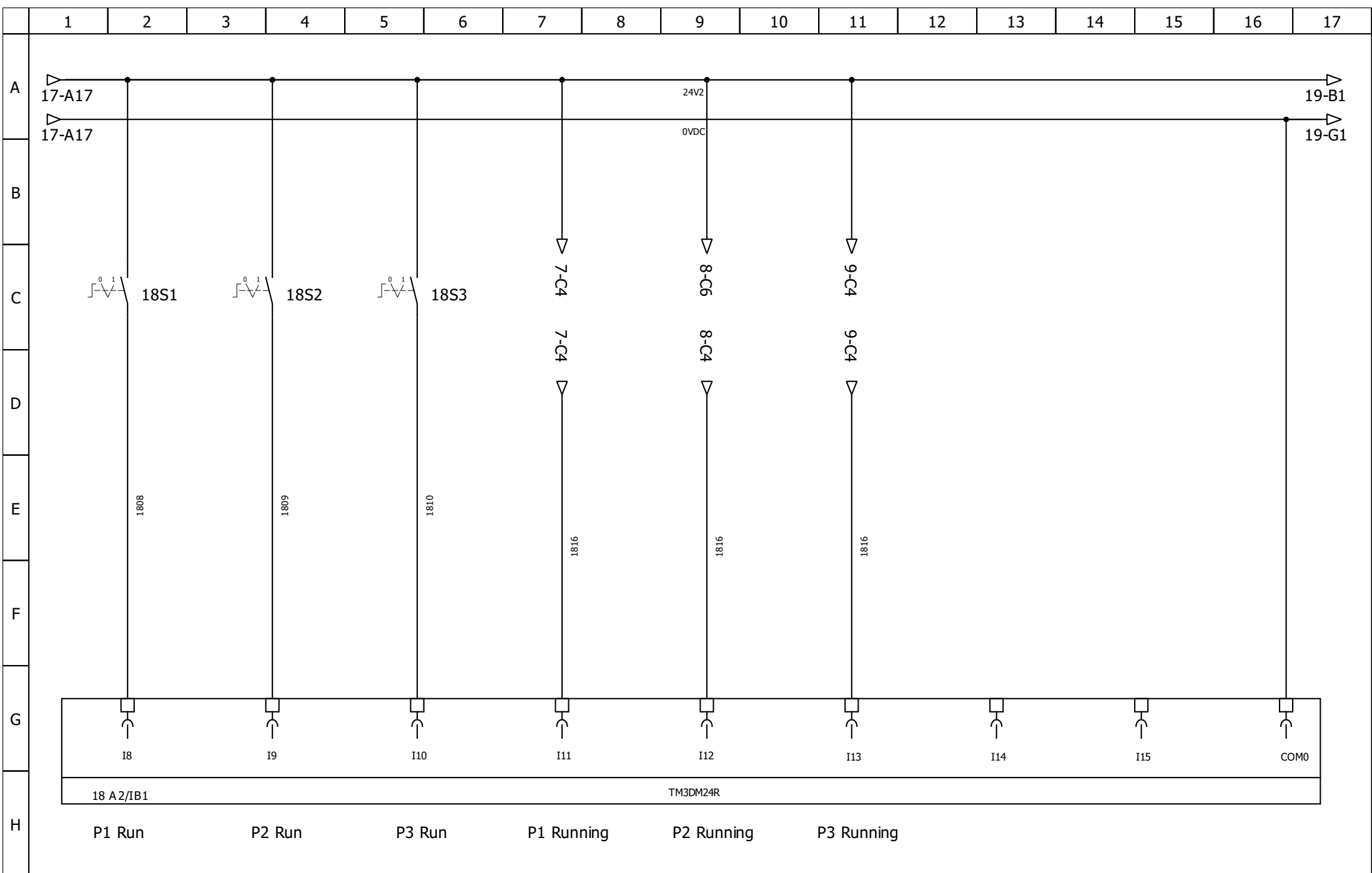
1		Preliminary		DATE	5/23/2018	LAL-GT-04		E-05	Client Reference	A1/2 Digital Input Module	PS4 Pump Motor Control		Proj N°: ABS-K-1826-IM	
REV	MOD	DATE	INIT	APPD	AM						WWPS	GJIRI LALZIT		Page: 15
												Pages: 25		



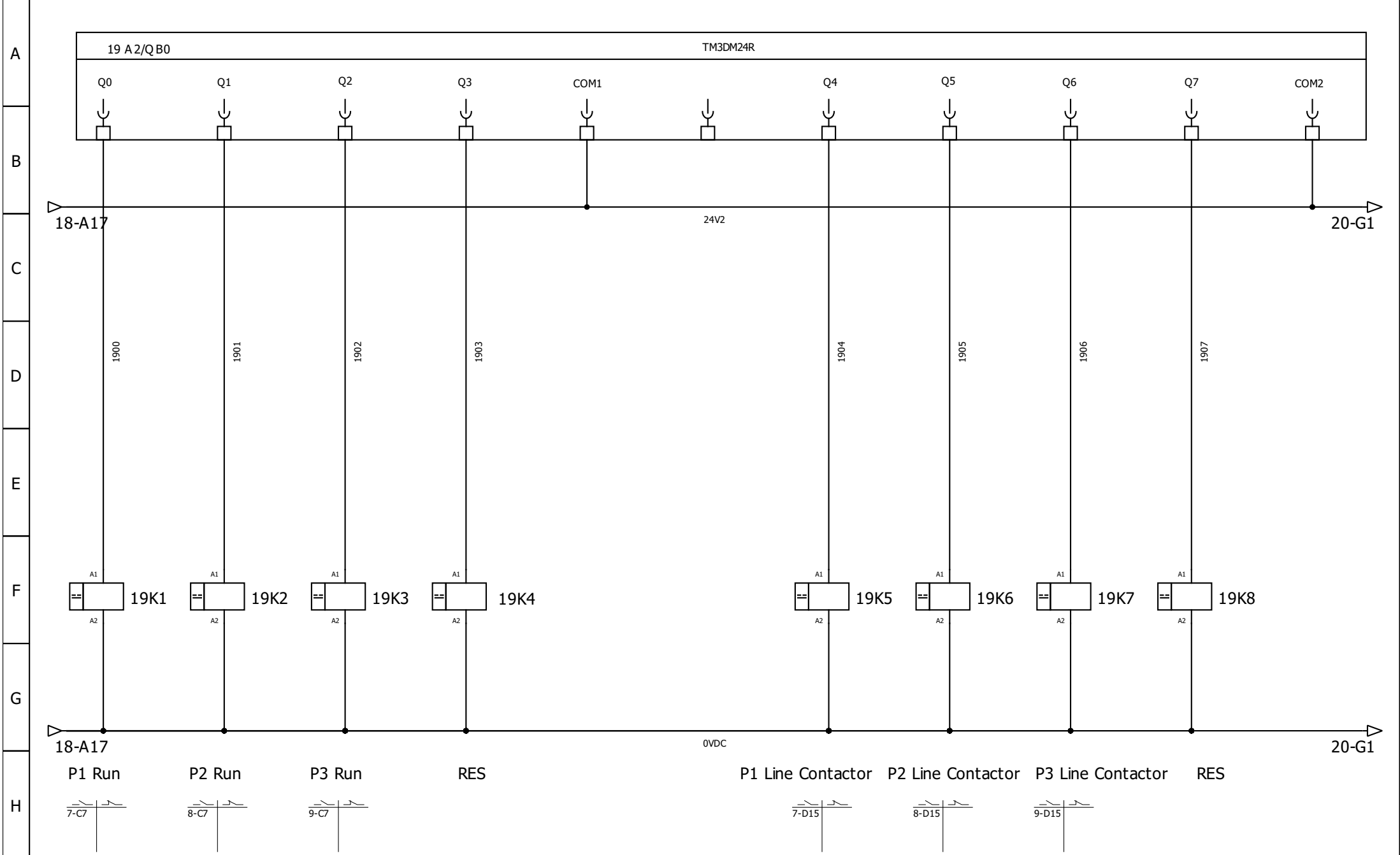
				DATE	5/23/2018				A1 Relay Output Module		PS4 Pump Motor Control		Proj N°: ABS-K-1826-IM	
				DSGN	IM									
1	Preliminary			CHKD	SP								Page: 16	
REV	MOD	DATE	INIT	APPD	AM	LAL-GT-04	E-05	Client Reference			WWPS	GJIRI LALZIT	Pages: 25	



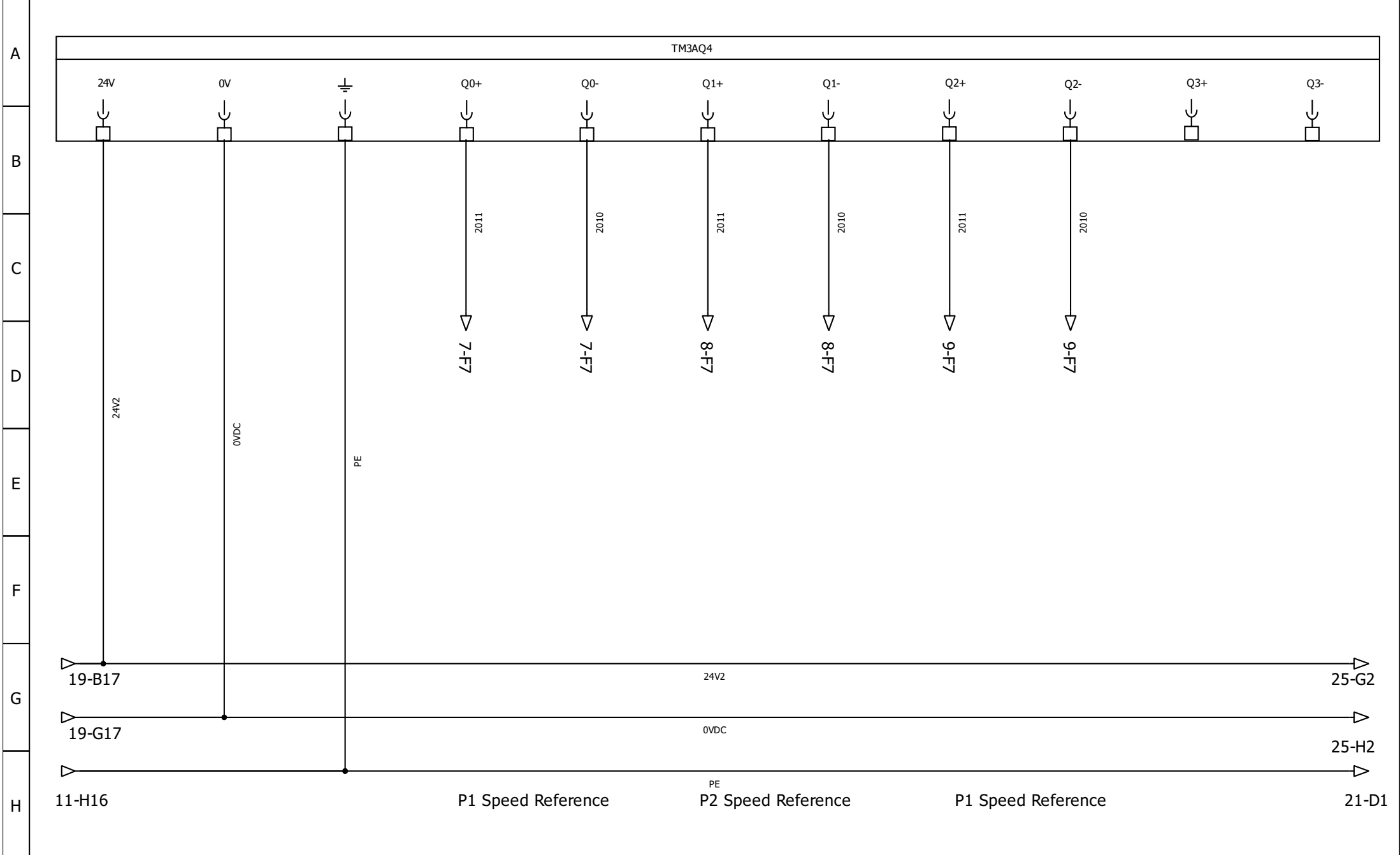
				DATE	5/23/2018				A2/1 Digital Input Module		PS4 Pump Motor Control		Proj N°: ABS-K-1826-IM	
				DSGN	IM									
1	Preliminary			CHKD	SP								Page: 17	
REV	MOD	DATE	INIT	APPD	AM	LAL-GT-04	E-05	Client Reference			WWPS	GJIRI LALZIT	Pages: 25	

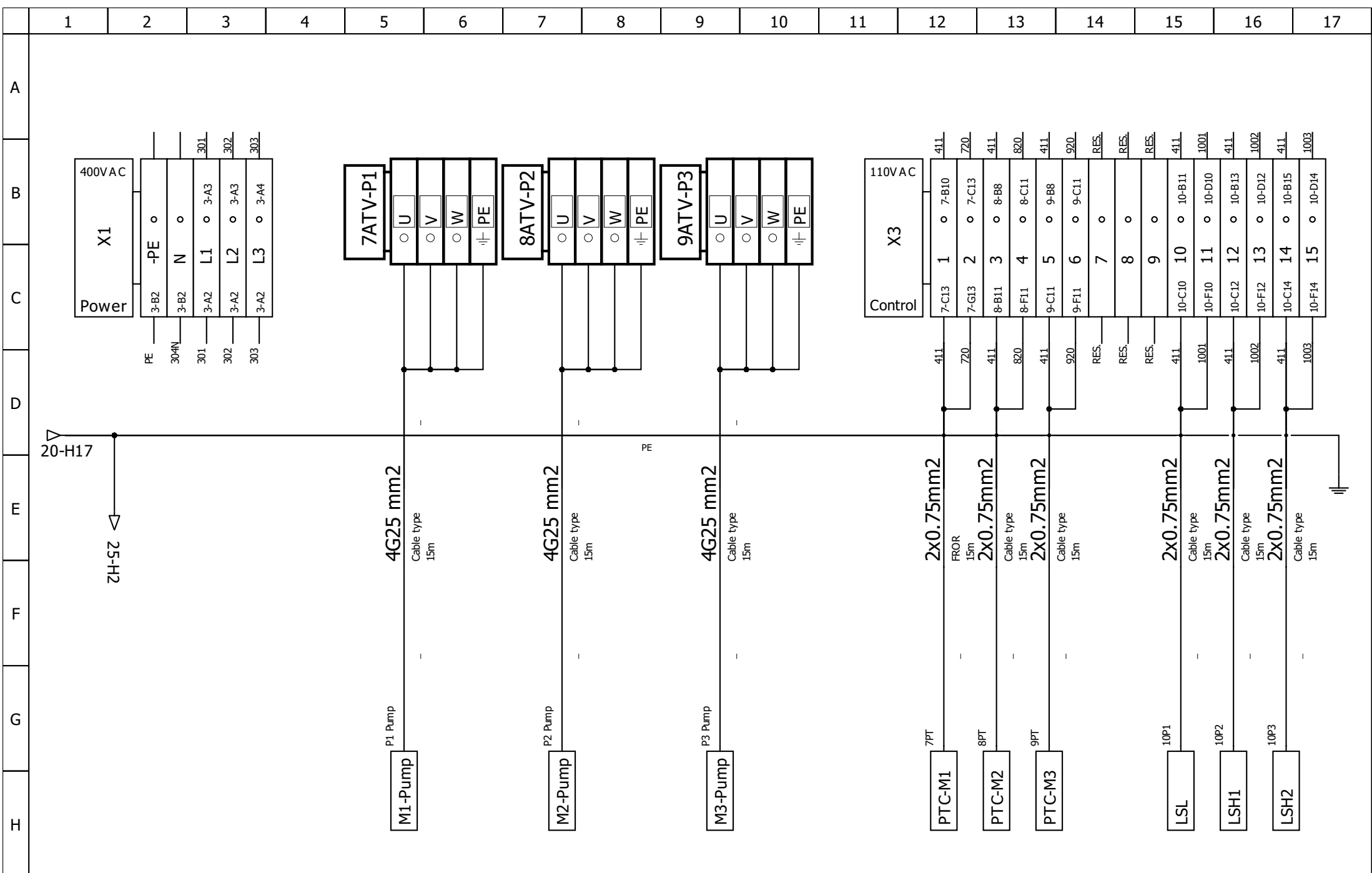


				DATE	5/23/2018				A2/2 Digital Input Module		PS4 Pump Motor Control		Proj N°: ABS-K-1826-IM	
				DSGN	IM									
1	Preliminary			CHKD	SP								Page: 18	
REV	MOD	DATE	INIT	APPD	AM	LAL-GT-04	E-05	Client Reference			WWPS	GJIRI LALZIT	Pages: 25	



				DATE	5/23/2018			A2 Relay Output Module				PS4 Pump Motor Control		Proj N°: ABS-K-1826-IM	
				DSGN	IM										
				CHKD	SP			WWPS		GJIRI LALZIT		Page: 19 Pages: 25			
1	Preliminary			AM	LAL-GT-04									E-05	
REV	MOD	DATE	INIT	APPD											

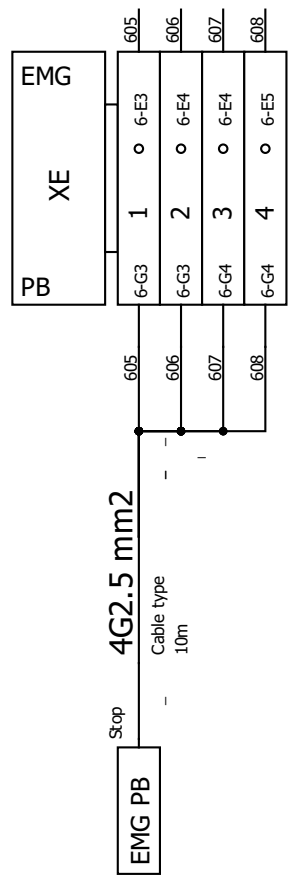


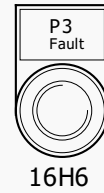
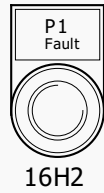
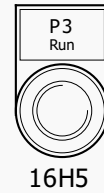


DATE	5/25/2018							
DSGN	IM							
CHKD	SP							
APPD	AM							
REV	MOD	DATE	INIT	APPD	AM	LAL-GT-04	E-05	Client Reference

TB1 Terminal Bord

Proj N°: ABS-K-1826-IM	
PS4 Pump Motor Control	
WWPS	GJIRI LALZIT
Page: 21	
Pages: 25	





PB Panel Front View

PS4 Pump Motor Control

Proj N°: ABS-K-1826-IM

WWPS

GJIRI LALZIT

DATE	5/25/2018							
DSGN	IM							
CHKD	SP							
APPD	AM							
REV	MOD	DATE	INIT	APPD	AM	LAL-GT-04	E-05	Client Reference

A
B
C
D
E
F
G
H

